■端部安装型

代码			材质	表面处理
圆法兰型	方法兰型	两面切割法兰型		
ABSXFB	ABCRCH	ABSXHB	S45C	发黑
ABSXF	ABCSCN	ABSXH		无电解镀镍
ABSSXF	ABCTS	ABSSXH	SUS304	—

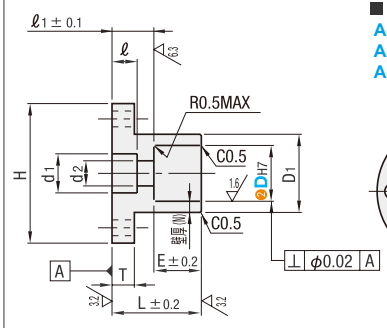

■圆法兰型
ABSXFB
ABSXF
ABSSXF

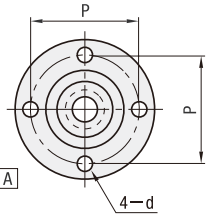

■方法兰型
ABCRCH
ABCSCN
ABCTS

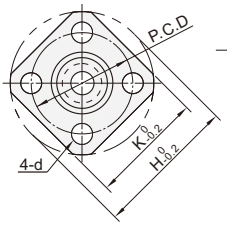

■两面切割法兰
ABSXHB
ABSXH
ABSSXH

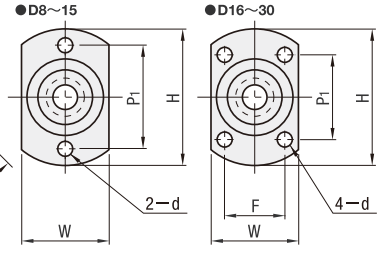

选型示范 ❶代码 ❷D
ABSXF10

■请按步骤❶～❷选择型号和参数后进行订购。

交货期 型号区分：代码 7 天发货

型号 ❶代码		❷ DH7	D1	H	固定部壁厚(N)	L	T	ℓ	ℓ	E	P	W	P1	F	d	d1	d2	安装螺栓	K
圆法兰型	方法兰型	8	+0.015 0	12	28	2	16	5	4.5	8	8	20	16	20	—	3.5	8	4.5	M4	23
ABSXFB	ABCRCH	10		14	30	2	20	5	5.5	10	10	22	18	22		3.5	9.5	5.5	M5	24
ABSXF	ABCSCN	12	+0.018 0	16	36	2	24	6	6.5	11	13	26	20	26		4.5	11	6.6	M6	29
ABSSXF	ABCTS	15		20	40	2.5	30	6	9	15	15	30	24	30		4.5	14	9	M8	33
两面切割法兰型		16		22	42	3	32	6	9	16	16	32	26	28	16	4.5	14	9		34
ABSXHB		20	+0.021 0	28	50	4	38	8	11	18	20	39	32	31	22	5.5	18	11	M10	40
ABSXH		25		33	55	4	46	8	13	21	25	44	37	36	24	5.5	20	13	M12	45
ABSSXH		30		38	66	4	58	10	17	28	30	52	42	41	27	6.6	26	17	M16	54

■分离型

圆法兰型	两面切割法兰型	材质	表面处理	附件
ABSPFB	ABSPHB	S45C	发黑	2或4个内六角螺栓
ABSPF	ABSPH		无电解镀镍	内六角螺栓 2或4个(SUS)
ABSSPF	ABSSPH	SUS304	—	

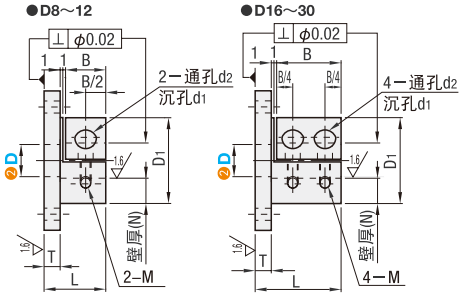

■圆法兰型
ABSPFB
ABSPF
ABSSPF

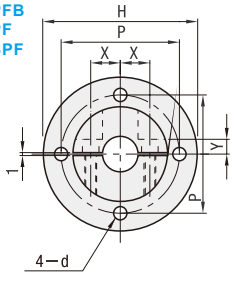

■两面切割法兰型
ABSPHB
ABSPH
ABSSPH

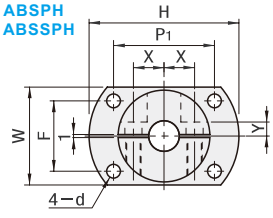

型号 ❶代码		❷D	固定部壁厚(N)	L	D1	H	T	B	P	W	P1	F	d	X	Y	d1	d2	M (粗牙螺纹)	附属螺栓 M×长度
圆法兰型	两面切割法兰型	8	+0.015 0	8.5	19	25	39	5	12	32	27	25	20	3.5	7.5	3.5	7.5	4.6	M4	M4×10
ABSPFB	ABSPHB	10		10	21	30	49		14	40	32	33	23	4.5	10	3	9	5.6	M5	M5×10
ABSPF	ABSPH	12	+0.018 0		23	32	52	6	15	42	34	35	25		11	4				M5×12
ABSSPF	ABSSPH	16		9.5	32	35	56		24	46	37	37	27	5.5	12	5				
		20	+0.021 0	10	34	40	64	8	24	52	42	43	30	6.6	14	6				M5×16
		25			40	45	69		30	57	47	46	34		17					
		30		12.5	42	55	79	10	30	67	57	50	45		20	10	12	6.6	M6	M6×20