滚珠导向轴

一端台阶外螺纹、一端内螺纹型 ·一端台阶外螺纹型

选型示范

型号(❶代码·❷No.) – ❸L – ❹F – ❺B – ❻P – ❼M – ❽N

ADBBN10 — 300 — F20 — B10 — P5 — M5 — N3

■请按步骤❶～❽选择型号和参数后进行订购。

交货期 型号区分：代码 7 天发货

一端台阶外螺纹 一端内螺纹型	花键轴SUJ2 螺帽SCM415 硬度58HRC～	
	1个螺帽	2个螺帽
圆法兰螺帽	ADBBM	ADBBTM
两面切割法兰螺帽	ADBBN	ADBBTN
直螺帽	ADBBS	ADBBTS

一端台阶外螺纹型	花键轴SUJ2 螺帽SCM415 硬度58HRC～
	1个螺帽
圆法兰螺帽	ADBKM
两面切割法兰螺帽	ADBKN
直螺帽	ADBKS

法兰型螺帽方向

●单螺帽型

●双螺帽型

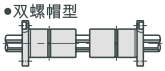

一端台阶外螺纹· 一端内螺纹型

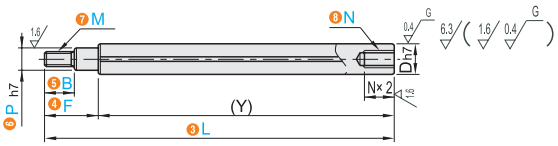

一端台阶外螺纹型

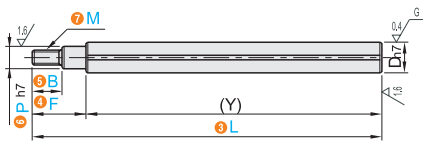

螺帽请从下列形状中选择。

圆法兰螺帽

❷No.6.10.13

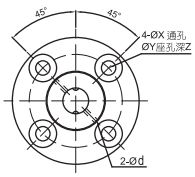

❷No.8.16.20

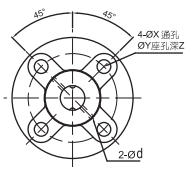

❷No.25.30

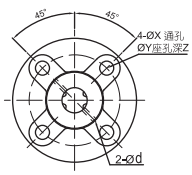

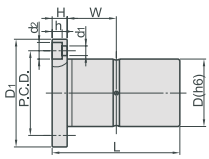

两面切割法兰螺帽

❷No.6.10

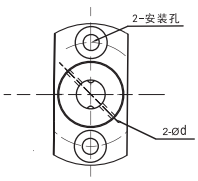

❷No.8

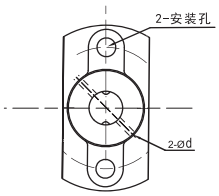

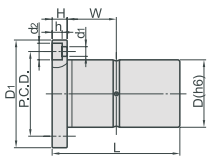

直螺帽

❷No. 6 8 10 13 16 20

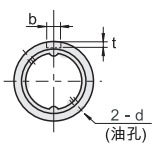

❷No. 25 30

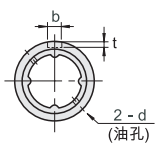

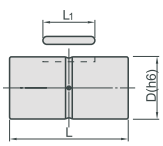

花键轴 一端台阶外螺纹· 一端内螺纹型

型式 ❶代码	❷No.	最小单位1mm ❸L 1个螺帽型	❸L 2个螺帽型	❹F	❺B	❻P 选择	❼M(粗牙) 选择 (M≤ P)	❽N(粗牙) 选择	D (h7)	(Y) 1个螺帽型 min～max	(Y) 2个螺帽型 min max	重量 (kg/m)
ADBBM ADBBN ADBBS ADBBTM ADBBTN ADBBTS	6	60～400(190)	60～400	P=3时 4≤ F≤ 9 P=4时 4≤ F≤ 16 P≥5时 4≤ F≤ P× 5 F≥ B+2	M=3时 2≤ B≤ 9 M=4时 2≤ B≤ 16 M≥5时 2≤ B≤ M× 5 B≥ 螺距× 3+1	3 4 5	3 4 5	3	6	56～396	56～ 396	0.23
	8	60～400(190)	60～600			4 5 6	4 5 6	3 4	8	56～396	56～ 596	0.39
	10	60～600(390)	90～600			4 5 6 8	4 5 6 8	3 4 5	10.4	56～596	86～ 596	0.65
	13	60～600(390)	100～600			5 6 8 10	5 6 8 10	4 5 6	13.4	56～596	96～ 596	1.11
	16	70～600(390)	110～600			5 6 8 10 12 13	6 8 10 12	4 5 6 8	16.6	66～596	106～ 596	1.65
	20	80～ 700	130～700			8 10 12 13 15 16	6 8 10 12 16	4 5 6 8 10	20.6	76～ 696	126～696	2.57
	25	90～ 900	150～900			8 10 12 13 15 16 20	6 8 10 12 16 20	5 6 8 10 12	25.8	86～ 896	146～896	4.04
	30	100～1150	170 1150			10 12 13 15 16 20 25	8 10 12 16 20 24	6 8 10 12 16	30.8	96～1146	166～1146	5.85

ADBBN、ADBBTN仅有No.6、8、10。

询价④种方式
官网 http://www.srdfaa.com
深圳市仕瑞达自动化设备有限公司
全国免费 400-966-3863
客服热线 0755-27926613